

## Gate Fastener

- GG HLP JP Gate Fastener with chain and staple.
- GG HLP LP Gate Fastener with chain and staple.
- GG HLPH LP Gate Fastener with heavy chain (1m long).
- GG H SHEEP Sheepyard Hook and Staple
- GH CF STAP JP/LP Spare Staple
- GG HEVE Eyelock Gate Fastener with staple.
- GG HSTOCK Stockyard Fastener with staple.



DEER FENCE



FARM FENCE



FENCING WIRE



GATES



# GATE FITTINGS



For more information contact  
 Hurricane Wire Products  
 Freephone 0800 800 9473  
[www.hurricane.co.nz](http://www.hurricane.co.nz)



All measurements in millimetres

### Screw Gudgeon

	a	b	c
GG HGS 1012	100	12	40
GG HGS 1016	105	16	32
GG HGS 1416	140	16	42
GG HGS 1520*	150	20	50
GG HGS 1520**	150	20	50
GG HGS 2020**	150	20	70
GG HGS 2020*	200	20	50

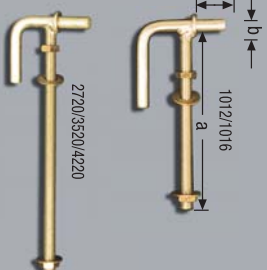
\*Short Pin

\*\*Long Pin



### Lock Thru Post Gudgeon

	a	b	c
GG HGL 2016	200	16	42
GG HGL 2516	250	16	42
GG HGL 2720	275	20	52
GG HGL 3520	350	20	52
GG HGL 4220	425	20	52



### Square Shank Gudgeon

	a	b	c
GG HGSQ 2720	275	20	50
GG HGSQ 3520	350	20	50



### Drive Gudgeon

	a	b	c
GG HGDB 2020	200	20	70
GG HGDB 2020*	200	20	70

\*Barbed



### Thru Post Gudgeon

	a	b	c
GG HGT 1912	190	12	40
GG HGT 2016	200	16	40
GG HGT 2516	250	16	40
GG HGT 2720SP*	275	20	50
GG HGT 2720LP**	275	20	70
GG HGT 3520SP*	350	20	50
GG HGT 3520LP**	350	20	70
GG HGT 4220SP*	425	20	50
GG HGT 4220LP**	425	20	70

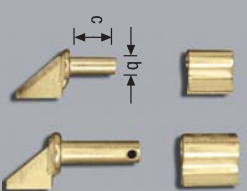
\*Short Pin

\*\*Long Pin



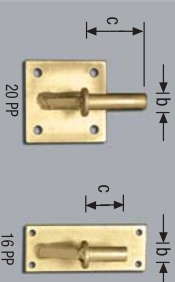
### Weld on Socket and Gudgeons

	b	c
GGHWL 16	16	40
GGHWL 20	20	50
GGHWP 16	16	40
GGHWP 20	20	70



### Weld on Plate Gudgeon

	b	c
GAG 20PP	20	70
GAG 16PP	16	40




### Hinge Strap

	a	b	c
Light			
GG HHS 1512	150	12	30
GG HHS 2212	225	12	40
Standard			
GG HHS 1516	150	16	30
GG HHS 2216	225	16	40
GG HHS 3016	300	16	40
Heavy Duty			
GG HHH 3020	300	20	50
GG HHH 3720	375	20	50
GG HHH4520	450	20	50



### Concrete Post Set

	a	b	c
Single Way			
GG HH CS 1220	125	20	50
GG HH CS 1520	150	20	50
GG HH CS 1720	175	20	50
GG HH CS 2020	200	20	50
Two Way			
GG HH CT 1220	125	20	50
GG HH CT 1520	150	20	50
GG HH CT 1720	175	20	50
GG HH CT 2020	200	20	50



### Adjustable Gate Clamp

	a	b
GG H CLAMP	25	20



### Drawbolt

GG H BOLT

